


SAINT LOUIS UNIVERSITY®

international STUDENT HANDBOOK

+ AN INTRODUCTION TO LIVING AND
STUDYING AT SAINT LOUIS UNIVERSITY





**SAINT LOUIS
UNIVERSITY**

**Higher purpose.
Greater good.™**

TABLE OF CONTENTS

01	WELCOME
02	WELCOME TO ST. LOUIS, MISSOURI
06	WELCOME TO SAINT LOUIS UNIVERSITY
06	THE OFFICE OF INTERNATIONAL SERVICES
08	MAINTAINING YOUR VISA STATUS
11	AMERICAN CULTURE, SOCIAL LIFE AND CULTURE SHOCK
14	HEALTH AND WELLNESS
16	HOUSING
17	MONEY AND BANKING
18	COMMUNICATION
20	SAFETY
22	TRANSPORTATION
24	TAKING CLASSES AT SLU
26	ACADEMIC RESOURCES
28	HELPFUL PHONE NUMBERS
29	PRE-CLASS CHECKLIST

WELCOME

Welcome to Saint Louis University! We hope that you love it here. As you adjust to life in the United States, you can use this handbook to help you get to know St. Louis and become familiar with the resources that are available to you as an international student at Saint Louis University.

In the following pages, you'll find information about the city of St. Louis, the history and campus of Saint Louis University and the Office of International Services, which is devoted to helping you be a successful college student. If you have questions and can't find the answers in this handbook, please contact the Office of International Services at 314-977-2318 or stop by Room 102 in Des Peres Hall.

Thank you for making Saint Louis University your home for college!

DES PERES HALL

Home of the Office of International Services



WELCOME TO ST. LOUIS, MISSOURI – A DYNAMIC CITY IN THE CENTER OF AMERICA

With a metropolitan area of nearly three million people, St. Louis is a thriving urban center in the heart of America – just 500 km south of Chicago.

Filled with museums, national monuments, world-renowned performance venues and impressive local restaurants, St. Louis offers a glimpse into America's rich past and dynamic present.

Identified by its Gateway Arch, St. Louis' varied skyline reflects the diversity of its many neighborhoods, each with its own uniquely vibrant atmosphere. St. Louis is also home to the headquarters of several Fortune 500 companies, major employers and international firms.

UNITED STATES OF AMERICA



DOWNTOWN ST. LOUIS





- + MIDTOWN
- + DOWNTOWN
- + SOULARD
- + CENTRAL WEST END
- + THE HILL

URBAN LIFE

Saint Louis University's location in St. Louis, Mo., puts you close to anything and everything you like to do. The city of St. Louis is divided into several neighborhoods. Saint Louis University is in the Midtown neighborhood, an eclectic area filled with a variety of restaurants, theaters and museums.

GRAND CENTER

In Midtown, just a block away from campus, you will find a thriving arts district, Grand Center. This district is home to an array of theatres, museums, restaurants and more:

- Watch a touring Broadway musical at the Fox Theatre (fabulousfox.com).
- Listen to the world-class St. Louis Symphony Orchestra at Powell Hall (sloso.org).
- Enjoy an art exhibition at Saint Louis University Museum of Art (sluma.slu.edu).

Visit grandcenter.org to find out more about these attractions.

DOWNTOWN

East of Midtown, is downtown St. Louis. Some downtown attractions include:

“The Arch” – St. Louis Gateway Arch. The massive, shiny structure welcomes you to the city, reminds you of St. Louis’ status as the “Gateway to the West” and invites you to see the view from the top. Hint: Get your tickets for the elevator to the top in advance; they tend to sell out early in the day. Visit gatewayarch.org to find out more.

Anheuser-Busch Brewery. Tour the historic building where Adolphus Busch manufactured Budweiser, the “King of Beers.” Visit budweisertours.com to find out more.

Busch Stadium, the Edward Jones Dome and the Scottrade Center. St. Louis is often called one of the United States’ best sports cities. Enjoy the St. Louis Cardinals baseball team, St. Louis Blues hockey team and St. Louis Rams American football team at the aforementioned venues in downtown St. Louis.

Missouri Botanical Garden. Founded in 1859, the 79-acre Missouri Botanical Garden is the nation’s oldest botanical garden in continuous operation and an oasis in the city of St. Louis. Today, it is a national historic landmark and a center for science, conservation, education and horticultural display. Visit mobot.org to find out more.

City Museum. Don’t let the name fool you – this isn’t your typical museum. The City Museum is a wonderland for “big kids,” with seven-story slides, dizzying jungle gyms and maze-like caverns, most of which are constructed from the city’s reclaimed building materials: old bricks, salvaged metal and even abandoned planes! Visit citymuseum.org to find out more.

Mississippi Riverfront. A touristy area where you can bike, dine, shop, take a riverboat cruise down the Mississippi River and visit the Museum of Westward Expansion or the Laclede’s Landing Wax Museum.

CENTRAL WEST END

Just west of Midtown is an area known as the Central West End. This area of St. Louis is best known for Forest Park, century-old mansions and many great bars and restaurants. Here are some things to check out in the Central West End:

Cathedral Basilica of St. Louis. The cathedral is about a mile (2 km) from the Saint Louis University campus and contains the largest collection of mosaics in the world, some 83,000 square feet of encrusted domes, ceilings, arches and walls. Take a tour or attend Mass. Visit cathedralstl.org to find out more.

Forest Park. These beautiful 1,371 acres house the Saint Louis Zoo, the Saint Louis Art Museum, the Missouri History Museum, the Saint Louis Science Center, the Muny Amphitheatre and the Jewel Box greenhouse – not to mention a golf course, tennis courts, a skating rink and trails for biking, rollerblading and more. Visit forestparkforever.org to learn more.

OTHER NEIGHBORHOODS

There are many more places for dining, shopping and meeting new people, including The Hill, where you can find world-class Italian cuisine; the University City Loop, where you’ll find the St. Louis Walk of Fame; and the historic Soulard neighborhood, which is home to the country’s second largest Mardi Gras celebration and one of the oldest and largest farmer’s markets west of the Mississippi. For more information about things to see and do in St. Louis, visit explorestlouis.com.

SAINT LOUIS SCIENCE CENTER



FOX THEATRE



CONCERT AT GRAND CENTER




BUSCH STADIUM



SAINT LOUIS ZOO



SCOTTRADE CENTER



SLUMA

MISSOURI BOTANICAL GARDEN



CENTRAL WEST END

+ WELCOME TO ST. LOUIS, MISSOURI

WELCOME TO SAINT LOUIS UNIVERSITY

Saint Louis University is a Catholic, Jesuit university ranked among the top research institutions in the nation. Founded in 1818, it is the oldest university west of the Mississippi River and the second-oldest Jesuit university in the United States. The University fosters the intellectual and character development of more than 14,000 students.

ACADEMICS

Saint Louis University is founded on and embraces the Jesuit tradition of educating the whole person – mind, body and spirit. Students build a strong foundation in the liberal arts in addition to pursuing specific interests in their chosen majors.

SLU offers nearly 100 undergraduate programs, many of which extend to the master's and doctoral levels. *U.S. News & World Report* consistently recognizes many of SLU's programs, ranking them among the best in the United States. In all, 99 percent of faculty members hold the highest degree in their fields.

STUDENT LIFE

SLU is home to more than 150 student clubs and organizations of all types, including cultural, arts, media, leadership, academic, athletic and more. With this wide variety, there are opportunities for everyone to pursue their individual passions and interests. In addition, SLU often hosts campus-wide events, bringing the biggest names in entertainment to campus for free concerts and performances.

CAMPUS

Made up of both historic and modern buildings with beautiful green spaces in between, against the backdrop of bustling Midtown St. Louis, SLU's campus is a great place to live and study. Exploring the sights away from campus is easy, too. A short walk or ride on the MetroLink, the city's light rail transit system, will bring you to restaurants, shopping and entertainment.

MASCOT

Saint Louis University's mascot is the Billiken, a symbol of good luck that represents "things as they ought to be." SLU students are Billikens who work to make our world the way it ought to be. They are well-rounded doers, learners and leaders. They are compassionate, stand against injustice and are "men and women for others."


THE OFFICE OF INTERNATIONAL SERVICES

The Office of International Services (OIS) is located in Des Peres Hall 102. OIS is here to help you transition to the United States, provide continued assistance throughout your stay in the U.S. and provide support for students wishing to study abroad. From the moment that you arrive, we are happy to help you learn more about Saint Louis University and the city of St. Louis. If you have questions about American culture, academics or the community in general, please come talk to our staff.

We also are the office to turn to when you have questions about U.S. immigration laws. We offer activities and workshops to discuss these important issues.

We are a place for all students, international and American, to come and learn more about each other. Des Peres Hall, where our office is located, has an international lounge where you are invited to take time to relax and socialize.

The OIS office hours are **8:30 a.m.-5 p.m. (8:30-17:00), Monday-Friday**. You can contact us by calling 314-977-2318 or emailing internationalservices@slu.edu. You can also connect with us through Facebook or Renren. We look forward to learning more about you.



+ WELCOME TO SAINT LOUIS UNIVERSITY

MAINTAINING YOUR VISA STATUS

WHAT DOES IT MEAN TO “MAINTAIN YOUR STATUS?”

From the time your visa is granted and you enter the United States, you must follow a set of requirements in order to maintain legal status. Those who follow the requirements “maintain status” and ensure their ability to remain in the United States. Those who do not follow the requirements violate their status and are considered “out of status.” If you do not maintain your visa status, you may be required to leave the United States and may not be readmitted to the country.

KEY STEPS TO MAINTAIN YOUR VISA STATUS

STAY IN TOUCH WITH THE OFFICE OF INTERNATIONAL SERVICES (OIS).

- + Make sure to check in with the OIS when you first arrive on campus.
- + Check your email – OIS will send important reminders, updates, and immigration information to your SLU email address.
- + Let OIS know before you leave, change or finish your academic program.
- + Inform OIS when you move to ensure that your address and other information in the SEVIS database are accurate and up-to-date.
- + Notify OIS if you plan to travel out of the United States; OIS must sign your I-20 or DS-2019 form before you leave the country.
- + Notify OIS if you will transfer to a new program or school.
- + Report any dependents (spouse or children) to OIS.
- + Work with OIS to extend your I-20 or DS-2019 if you need additional time to complete your program of study.

MAINTAIN A VALID PASSPORT AT ALL TIMES.

TAKE A FULL-TIME COURSE LOAD:

- + Undergraduate: 12 credit hours minimum per semester
- + Graduate: Nine credit hours minimum per semester*
- + ESL Students: Six credit hours minimum per semester

*Dissertation work, research and other programs may provide full-time status with less than nine credit hours. Certification of full-time status, when needed, is provided by the Office of the Registrar. For specific information, please contact the Office of the Registrar at 314-977-2269 or your International Services advisor.

FOLLOW THE RULES FOR EMPLOYMENT.

PAY STATE AND FEDERAL TAXES (IF YOU ARE EMPLOYED).

OBEY STATE AND FEDERAL LAWS.

I-94 INFORMATION

When you enter the United States, your entry information and approval for your length of stay is recorded in your Arrival/Departure Record, or I-94 number. In the past, you were given a small, white card at the airport with your I-94 information. However, this information is now recorded and stored electronically. After you enter the U.S., you will access your I-94 information at the U.S. Customs and Border Protection I-94 Retrieval page. It is important that you access and print your I-94 information soon after you arrive in the U.S.

PASSPORT VALIDITY

You are required to keep your passport valid at all times. Renew it up to six months before it is due to expire at your country's nearest consulate.

TRAVEL

All international students and scholars must have their I-20 or DS-2019 signed by the Office of International Services prior to traveling. Students should bring their I-20 or DS-2019 to the Office of International Services at least seven days before traveling.

CHANGE OF ADDRESS

When moving to another location, you must report the change within 10 days to the OIS.

OBTAINING A VISA

YOU CANNOT OBTAIN A VISA IN THE U.S.

You must always obtain a visa outside the U.S. at a U.S. Consulate or Embassy. The Embassy is the main office, located in that country's capital and has a "bureau of consular affairs" within it. Other major cities have a "consulate." Most international students are encouraged to obtain the U.S. visa at the Consulate located in their home country. International students usually obtain an F-1 or J-1 student visa to study. Once you obtain the visa, you will use your visa, I-20/DS-2019 and passport (other documents may be required) to enter the U.S. Requirements change frequently, so always check with the U.S. State Department website (travel.state.gov/visa/temp/types/types_1268.html#10) for more frequently asked questions about entering the U.S.

In most cases, F-1/J-1 student visas can expire after you enter the U.S. as it is like your ticket to enter the U.S. If you leave the U.S. and your visa has already expired, then you must renew the visa to return. Some exceptions to the valid visa rule to re-enter the U.S. apply when you travel to Canada, Mexico and certain adjacent islands. Check with your international student advisor to learn more about these exceptions before you travel.

EMPLOYMENT

ON-CAMPUS EMPLOYMENT

What: F-1 and J-1 international students are permitted to have jobs and assistantships in SLU colleges/schools, departments, libraries, etc.

Working Hours: Limited to 20 hours per week during normal academic semesters and 40 hours per week during summer, winter and spring breaks.

More information: Upon graduation, students must obtain authorization from the United States Citizenship and Immigration Service (USCIS) to be able to work.

CURRICULAR PRACTICAL TRAINING

What: Students can take part in various kinds of off-campus work such as an internship, practicum or cooperative education programs. The training **must** be an integral part of the established curriculum for the student's program as stated in the degree requirements listed in the University catalog.

More information: Most students will not be eligible for this training until they have maintained full-time status for at least one academic year. Please note:

- + If the practical training is not for academic credits, it **must** be a required part of the curriculum for all students.

- + Practical training for academic credits may be required or optional. That is to say, if the student's major does not require practical training but a particular course or curricular track within the program does require it, permission may be authorized.
- + Internships offered under cooperative agreements between an employer and the University may be authorized.

OPTIONAL PRACTICAL TRAINING

What: Up to 12 months of employment off campus for the purpose of obtaining additional training and experience directly related to a student's major area of study.

More information: Eligibility begins only after the student has maintained full-time status for at least one academic year. There are two types of optional practical training:

- + Pre-completion optional practical training: Part-time employment limited to 20 hours per week during the normal academic semester while the student maintains a full-time course load or full or part-time employment during the summer term. Any authorization granted during pre-completion will be deducted from the total 12 months of eligibility.
- + Post-completion optional practical training: Work authorization granted after completion of all course studies for full-time employment. Post-completion practical training is granted for a period of up to 12 months minus any period of time authorized during pre-completion practical training.

ECONOMIC HARDSHIP OFF-CAMPUS EMPLOYMENT

What: Students must have been enrolled full-time for at least one academic year and must prove to the satisfaction of the United States Citizenship and Immigration Service (USCIS) that employment is necessary due to severe economic hardship caused by circumstances beyond their control; allows for off-campus work that is not related to a field of study, such as odd jobs in banks, computer companies, factories, restaurants or other businesses.

Hours: Limited to 20 hours per week during normal academic semesters and 40 hours per week during summer, winter and spring breaks.

More information: The work authorization is granted for one year at a time, or until a student completes his/her studies; requires significant documentation of hardship.

F-1 PRACTICAL TRAINING AFTER GRADUATION

F-1 student visa holders who have been studying for at least one full academic year and are graduating at the end of the current semester are eligible to apply for post-completion optional practical training (OPT) through the United States Citizenship and Immigration Services (USCIS). The OPT authorization, if granted by USCIS, will allow students to be employed for a maximum of 12 months. The OPT employment has to be related to your major area of study and commensurate with your educational level. You are not required to have a job offer to apply. During the period of authorized employment you are permitted just 90 days of unemployment. You must be employed within 90 days of the OPT start date.

J-1 ACADEMIC TRAINING AFTER GRADUATION

J-1 students should discuss academic training before their graduation with their academic advisor and OIS advisor. J-1 students are required to have a job offer to apply.

AMERICAN CULTURE, SOCIAL LIFE AND CULTURE SHOCK

This is a brief guide to American culture and customs. Because the United States is so varied in its geography, ethnic backgrounds and traditions, it is not possible to comment on every aspect of the culture or to say there is one acceptable or prominent set of social rules.

It is important to note that some people you meet will be more informed and accepting of cultural differences than others. Many people will be curious about your home culture and will ask numerous questions about the language, society, history, religion and traditions of your country.

BASIC ETIQUETTE

Due to the friendly nature of most Americans, they are quick to use first names. Although this may make those who are accustomed to a more formal social environment somewhat uncomfortable, it is the norm for American culture. Formal titles (Mr., Ms., Mrs., Fr., Sr., Dr., etc.) are used together with the person's family name and should be used if you are speaking with the elderly or people in authority. They may ask you later to use their first name.

Punctuality is highly valued in the U.S. and is considered a sign of respect toward the person whom you are to meet. Punctuality for private parties and casual events is more flexible; however, always inform the host of a dinner or formal occasion if you will be late or must cancel. Students are expected to be on time for class and appointments with instructors. Your grade may be affected if you are late multiple times.

Many instructors and administrators welcome personal interactions with individual students. Students are encouraged to ask questions and express their opinions in the classroom. Observe the American students' actions to identify acceptable behavior.

COURTESY

Politeness and patience will serve you well in the United States. This includes remembering to say "please" and "thank you." This common form of respect is not reserved only for those in a position of authority, but for each and every person you meet in a store, on the street, in class or in an office. If you need a favor or have a simple request, saying "please" will be much more effective than if you are simply demanding. Provided that you are kind, the person with whom you are speaking will likely return your kindness.

PERSONAL SPACE

Americans prefer to maintain about 18 inches (46 cm) of space between themselves and the person with whom they are speaking. This personal space is very important and, if limited, the individual may become uncomfortable.

Typically, Americans do not hug or kiss an acquaintance upon greeting, but rather shake hands or nod their heads. They also do not touch while speaking, although a brief touch on the arm or shoulder might indicate sympathy or concern to someone they know well. Once a friendship has developed, some may greet each other with a hug or embrace.

SHARING AND PRIVACY

Privacy and personal possessions are important to Americans. People work hard to have a car, house, clothes and other belongings. Be sure to ask how someone feels about sharing his or her space and belongings.

APPAREL

Formal dress is seldom worn on the University's campus. Students typically wear jeans, shorts, skirts, T-shirts, sweatshirts and sweaters. For class presentations, job interviews and other occasions, students may be asked to dress more formally. When attending a special event, you should ask the host of the event about appropriate attire.

DINING

The formality of meals in the U.S. varies considerably. To be safe, follow the lead of the host and other American guests. Here are some general etiquette guidelines:

- + Place your napkin on your lap before eating.
- + It is not polite to pick up the plate from which you are eating.
- + Food is generally eaten in small bites.
- + Do not slurp soup or beverages.
- + It is polite to converse during a meal unless you are attending a lecture or a toast is being made.
- + Always chew with your mouth closed.
- + Wait until everybody is seated at the table before you start eating.
- + Use utensils, not your hands.

TIPPING

In the United States it is expected that you tip for various services. Restaurants, taxis and ordering in (pizza delivery) are all situations that you would be expected to tip. Tipping is not an exact science and it is up to the customer to decide how much they are willing to tip, but there are some general guidelines to follow. If you are generally pleased with your service, a tip of 15 percent of your total bill is considered standard. If you are very impressed with your service, you might decide to tip 20 percent. Likewise, if you are dissatisfied with your service you might consider leaving a 10 percent tip. It is considered extremely rude to leave no tip at all.

PARTICIPATING IN CAMPUS LIFE

It is important to seek out fellow students with similar interests. You may find them in your classes and residential hall, but there are other options for meeting people, too. Saint Louis University offers a wide variety of clubs and organizations representing many student interests. You will find cultural and religious associations, sports teams and clubs, volunteer service organizations, fraternities and sororities, student government, academic societies, music and theater groups, a student newspaper and student radio and television stations. For an up-to-date list of organizations at SLU, visit the Student Involvement Center website at slu.edu/x24209.xml.

PRACTICING YOUR RELIGION

The United States is a multicultural society founded on tolerance and mutual respect; you should not hesitate to seek out opportunities to practice your religious beliefs. Organized religious groups of many denominations can be found at SLU, and others exist in the surrounding community.

Although America has a higher rate of church attendance than most other western societies, many Americans may be uncomfortable discussing religion. Others will want to share their religious views with you. Most people are sincere and straightforward, but some may try to take advantage of you or convert you to their religious beliefs by offering you their friendship. If you begin to feel uncomfortable in such a situation, politely but firmly explain that you are not interested.

CULTURE SHOCK

Culture shock is not quite as “shocking” or sudden as most people expect. It is part of the process of learning a new culture that is called cultural adaptation. You may experience some discomfort before you are able to function well in a new setting; this is known as the culture shock stage of the adaptation process. Just as you will bring with you to the United States clothes and other personal items, you will also carry invisible “cultural baggage” when you travel. That baggage is not as obvious as the items in your suitcases, but it will play a major role in your adaptation abroad. Cultural baggage may

include the values that are important to you and the patterns of behavior that are customary in your culture. The more you know about your personal values and how they are derived from your culture, the better prepared you will be to see and understand the cultural differences you will encounter while in the U.S.

EMERGING DIFFERENCES

Gradually, as you become more involved in activities and get to know the people around you, the differences will become increasingly apparent to you. Those differences may begin to seem more irritating than interesting, and small incidents and difficulties may make you anxious and concerned about how best to carry on with academic and social life. As these differences emerge, they can be troubling and sometimes shocking. But culture shock does not happen all at once. It is a feeling that grows little by little, as you interact with other students, faculty and people in the community.

For many, this gradual process culminates in an emotional state known as culture shock. The common symptoms of culture shock are:

- + Extreme homesickness
- + Desire to avoid social settings which seem threatening or unpleasant
- + Physical complaints and sleep disturbances
- + Depression and feelings of helplessness
- + Difficulty with coursework
- + Loss of your sense of humor
- + Boredom or fatigue

Students are sometimes unaware of the fact that they are experiencing culture shock when these symptoms occur. There are ways to deal with this period of culture shock, so it helps to recognize that culture shock may lie behind physical symptoms and irritability.

COPING WITH CULTURE SHOCK

Throughout the period of cultural adaptation, take good care of yourself. Read a book or rent a video in your native language, catch up with what is going on at home via email and social media, take a short trip if possible, exercise, get plenty of rest, write a letter or telephone home, eat good food and do things you enjoy with friends. Take special notice of things you enjoy about living in the U.S.

Although it can be disconcerting and a little scary, culture shock gradually eases as you begin to understand the new culture. It is useful to realize that often the reactions and perceptions of others toward you – and you toward them – are not personal evaluations but are based on a clash of cultural values. The more skilled you become in recognizing how and when cultural values and behaviors are likely to come in conflict, the easier it becomes to make adjustments that can help you avoid serious difficulties.

HEALTH AND WELLNESS

Health care in the U.S. may be very different than your home country, and the procedures to follow if you are feeling ill may be different from what you are used to. Your first resource for health-related questions should be Student Health and Counseling Services.

Student Health and Counseling Services

Marchetti Towers, East (lower level)

3518 Laclede Ave.

314-977-2323

slu.edu/x24208.xml

Student Health and Counseling Services provides medical treatment, counseling and a variety of educational programs for all Saint Louis University full-time and part-time undergraduate and graduate students. When you feel well physically and mentally, you function well and will be more likely to succeed academically. Unfortunately, things don't always go as smoothly as you would like. Little things (and sometimes big ones) can get in the way of doing well and feeling your best.

Good health is important! Contact Student Health and Counseling Services if you have questions or concerns about your health or if you would like information about their ongoing educational programs.

MEDICAL EMERGENCIES

Call **911** immediately and arrange for ambulance transportation to the nearest hospital if you require emergency treatment. In the United States, people usually go to the hospital if it is a serious medical emergency. Medical emergency services in the U.S. can be very costly (over \$1,000). If you do not feel that your condition is life threatening, most people will wait and visit the Student Health Center as soon as they can for further advice on their health situation.

In case of a medical crisis, a Saint Louis University nurse is on call 24 hours a day, every day of the year.

COUNSELING SERVICES

Student Health and Counseling Services also provides counseling for all Saint Louis University full-time and part-time undergraduate and graduate students. A counselor is on call **24 hours a day** for mental health emergencies. They are available to assist with any mental health concerns including relationship problems with family, friends and roommates, adjustment to college life, coping with loneliness or any other mental health issues. Students commonly use counseling services for many reasons:

- + Relationship problems with family, friends and roommates
- + Adjustment to college life
- + Self-acceptance
- + Coping with loneliness, sadness or anger
- + Traumas such as rape, sexual assault and physical or sexual abuse
- + Alcohol or drug issues
- + Eating disorders
- + Family stress
- + Depression
- + Anxiety

HEALTH INSURANCE

All international students, scholars and their dependents must have adequate health insurance for the duration of their stay in the United States. Neither the U.S. government nor the University pays for medical care. You may purchase insurance through agencies in your home country, through agencies in the U.S. or from your embassy. If you have not already submitted your health forms, bring them to the Student Health and Counseling Center, located on the ground floor of Marchetti Towers East, 3518 Laclede Avenue. If you will purchase SLU health insurance, complete an enrollment form and submit it to the Center. If you have other health insurance, submit a copy of your insurance card or policy, along with a waiver form to the Student Health and Counseling Center. Enrollment in an adequate plan must occur either before or shortly after your arrival. If you purchase insurance, rather than enrolling in the University's student health plan, please bring information about your policy to the Student Health and Counseling Center, so that they can review and waive any health insurance charges from the institution.

SPECIAL DIETARY NEEDS

If you have special dietary requirements, the campus cafeteria may be able to accommodate you. Be sure to check with the food service director if you do not readily find the foods you need. It is perfectly acceptable to be assertive when looking for a diet that meets your needs and preferences.

LIFE BALANCE

An important part of staying healthy is maintaining a life balance. It is important to properly manage your academic, social, nutritional and physical life. Not only does Saint Louis University provide resources for your academic needs, there are more than 150 student clubs and organizations that provide opportunities to grow socially. Saint Louis University also provides a wide variety of dining options on campus in order to ensure we eat right. There are also several terrific dining options that are near campus. To keep in shape physically, the Simon Recreation Center on campus is the perfect place to swim, play basketball, lift weights and take yoga classes.

The International Student Federation, ISF, is one of the largest campus organizations. This club welcomes domestic and international students alike and hosts several events each year to educate members and the SLU community about various world cultures. Stop in Room 319 at the Busch Student Center to find out more.

HELPFUL LINKS

LIST OF STUDENT CLUBS AND ORGANIZATIONS

groups.sluconnection.com/organizations

DINING OPTIONS ON AND AROUND CAMPUS

dineoncampus.com/stlouis
slu.edu/x5510.xml

SIMON RECREATION CENTER

slu.edu/x24206.xml

HOUSING

LIVING ON CAMPUS

Department of Housing and Residence Life

314-977-2811

Village Apartments, Building B

slu.edu/x24269.xml

Living in a SLU residence hall or apartment will provide you with a unique opportunity to study and socialize with American students. You will meet new people, learn about different cultures and interact with the student community. Involvement with the University community will strengthen your SLU experience and help you better understand American culture.

RESIDENT ADVISORS

Each residence hall and apartment building has multiple Resident Advisors (RAs). The role of an RA is to supervise and advise students. Your RA is a great resource and can answer many of the questions you have about St. Louis and living on campus, as well as provide information regarding activities and programs that foster community and development.

If you are experiencing problems with your roommates, food or any other aspect of campus living, you should talk with your RA first before seeking other help.

LIVING OFF CAMPUS

All first- and second-year undergraduate students are required to live on campus. After that, many students decide to move off campus into apartments. When looking for apartments, consider the following:

- + **Length of the lease:** When can you move in and out?
- + **Your monthly budget:** What can you afford?
- + **Distance from school and transportation:** How will you get to campus?
- + **Safety:** Is this neighborhood safe?
- + **If you will have roommates:** How many rooms will you need?

MONEY AND BANKING

Student Financial Services

DuBourg Hall, Room 121

SFS@slu.edu

314-977-2350 • 1-800-SLU-FOR-U

slu.edu/x21861.xml

Saint Louis University's Office of Student Financial Services handles scholarship and financial aid programs, as well as billing and payment plans. International students are eligible for most scholarships. If you have questions about scholarships or are interested in other opportunities for financial assistance, you should meet with a staff member in the Office of Student Financial Services.

HOW TO PAY YOUR TUITION AND HOUSING DEPOSIT

There are four ways you can pay your tuition and housing deposit:

1. **Pay Online:** You will use your SLUNet ID and password that can be found in your admission packet. You can go to slu.edu/x18934.xml for further instructions.
2. **Pay by Mail:*** If you are paying with a check, you can mail it to:
Saint Louis University
Office of Student Financial Services
One N. Grand Blvd.
St. Louis, MO 63103
**Include the student's Banner ID number on the check.*
3. **Pay in Person:** Payments may be made directly to the cashier located in DuBourg Hall, Room 4.
4. **Pay via Wire Transfer:** Payments may be made by wire transfer. To take advantage of this option, contact Student Financial Services for specific information.

BANKS

U.S. Bank (usbank.com) is the only bank that has an office on campus, located on the lower level of the Busch Student Center. U.S. Bank offers full banking services, including checking and savings accounts. To open an account, you will need your passport, visa, I-20/DS-2019, your local address and at least \$25 in the form of a check or cash. It is recommended to open an account soon after your arrival in the United States so that you may use a personal check or debit card with your name, address and account number to pay bills and make purchases.

U.S. Bank also operates six ATMs on campus. They are located in DuBourg Hall, Fusz Hall, Reinert Hall, Griesedieck Hall, DeMattias Hall and Busch Student Center. Other full-service banks in the St. Louis area include Bank of America, Commerce Bank and UMB.

CARRYING MONEY

Do not carry or keep large sums of cash or valuables in your residence hall or apartment or when traveling. Deposit money into a bank account. Valuables such as jewelry or important documents can be stored in a safety deposit box at your bank. The federal government insures most U.S. banks (look for the term "FDIC"); therefore, your deposits are guaranteed.

BILLIKEN BUCKS

Your photo student I.D. serves as your identification card for University purposes (i.e. entry to the library, gym and computer labs, and to borrow books and equipment). You may deposit money into a Billiken Bucks account, which operates much like an ATM card. To purchase Billiken Bucks, go to the Department of Parking and Card Services in DuBourg Hall, Room 33, or visit slu.edu/services/parking/c_billiken_bucks.html.

COMMUNICATION

EMAIL

Email is the easiest way to keep in touch with faculty and staff on campus. As a SLU student, you are automatically assigned a SLU email account. Make sure to check your email account regularly for important information, including information from instructors, tuition bills and communication regarding your visa status. Many students choose to link their personal and SLU email accounts.

MAIL

Busch Student Center Contract Postal Unit (BSC CPU) provides postal services such as metered postage, stamps, priority mail, insured mail, delivery confirmation services and a variety of other United States Postal Service (USPS) services to the campus community. It is also the home to mailboxes and postal delivery for students who wish to have their mail and packages delivered to an on-campus address. The BSC CPU entrance is located on the lower level, outside rear of the building. You can contact the BSC CPU at 314-977-1128 or slumailroom@slu.edu.

When you arrive on campus, you will receive a mailbox number and a key for your mailbox. All mail and packages should be sent to:

Busch Student Center
(Your name as it appears on your SLU account)
MSC (Your mail box number)
20 N. Grand Blvd.
St. Louis, MO 63103-2005

All mail should be addressed using your name as it appears on your SLU account. Your name should appear in typical American style (first name before family name), and packages should never be sent using a nickname or home name. When you receive a package, the mail center will notify you via email.

For other mail services, the closest United States post office is located at 4201 Laclede Ave., about three blocks west of campus. Visit the post office for package and express rates.

MOBILE PHONES

There are several mobile phone carriers in the United States. A few are listed below. Visit their websites to find store locations or to order online.

HELPFUL PHONE NUMBERS AND LINKS

Mailing Services

United Parcel Service (UPS)	800-742-5877	ups.com
Federal Express	314-521-6192	fedex.com
DHL Worldwide	800-225-5345	dhl.com

Mobile Phone Carriers

AT&T	wireless.att.com
Sprint	sprint.com
T-Mobile	t-mobile.com
Verizon	verizonwireless.com

HOW TO MAKE INTERNATIONAL CALLS

To make an international call from the U.S., you need four things:

- + Exit Code (The exit code for the United States is 011.)
- + Country Code (Each country has their own code.)
- + Area Code
- + Phone Number

Example: To make a phone call from the U.S. to China (the country code for China is 86), you would dial:

011 + 86 + Area Code + Phone Number

FREQUENTLY USED COUNTRY CODES

Brazil	55	Germany	49	Italy	39	South Korea	82
Belgium	32	Ghana	233	Japan	81	Spain	34
Canada	1	Hong Kong	852	Kuwait	965	Switzerland	41
China	86	India	91	Lebanon	961	Taiwan	886
Egypt	20	Indonesia	62	Qatar	974	Thailand	66
France	33	Iraq	964	Saudi Arabia	966	Turkey	90

TELEVISION

ON CAMPUS

All of the residence halls have free cable service in each room.

OFF CAMPUS

You may order cable television service through local companies for a monthly fee. Two local companies are listed below.

INTERNET

ON CAMPUS

SLU is a wireless campus. Wireless high-speed Internet is available free of charge in all University housing and throughout the SLU campus. Information Technology Services (ITS) can assist you in connecting to SLU's network. There are several computer labs open for student use. Please visit ITS for more information.

OFF CAMPUS

To order Internet service for your apartment, contact a local provider. Local providers are listed below.

HELPFUL PHONE NUMBERS AND LINKS

Television and Internet Providers

AT&T	800-288-2020	att.com
Charter	888-438-2427	charter.com

SAFETY

Department of Public Safety and Emergency Preparedness
Wool Center 114
Emergency: 314-977-3000
General Information: 314-977-2376
SLU Ride: 314-977-RIDE

SAFETY TIPS

In any big city, certain precautions should be taken to ensure personal safety. The following recommendations are general and certainly not comprehensive.

- + **Be aware** of your surroundings and pay attention to suspicious-looking persons or activities. Scan the area around you. Return to a safe place if something doesn't look right.
- + **Park in a well-lit, populated area** when you park off campus. Check the area out when returning to your car; look in and around your car before entering it.
- + **Walk with other people**, especially at night or in an unfamiliar area.
- + **Lock the doors** of your room and apartment. Don't allow strangers to enter, and always ask for identification of service workers before allowing them inside.
- + **Never leave personal items unattended** in the library, restaurants or other public places. Personal items include books, purses, backpacks and computers.
- + **If you are confronted, try to get a good description** of the individual(s), a description of the vehicle (if one is used as a getaway) and license plate number if possible.
- + **Use the SLU RIDE** program after dark on campus.
- + **Report any crime** or suspicious activity to the Department of Public Safety immediately.

SAFETY ESCORTS

The Department of Public Safety provides **free safety escorts** for students, faculty, staff and visitors who want to be accompanied to cars, other buildings or across campus. A walking escort or SLU RIDE vehicle will be sent to meet you, depending on availability, weather conditions, the time of day and your location.

To request a safety escort, call 314-977-RIDE and provide your name, phone number, location, destination and the number of riders. Be prepared to show your SLU ID when the escort arrives. Always request a safety escort when walking on campus at night.

SMOKING AND DRINKING

It is illegal for anyone under the age of 18 to smoke. Although some Americans smoke, many do not and may object to people smoking around them. Because smoking and secondhand smoke have been proven dangerous, many restaurants and public buildings do not permit smoking. All University buildings are smoke-free.

In the United States, it is illegal for anyone under the age of 21 to drink or possess alcoholic beverages of any type. Often people under 21 may not enter public places where alcohol is served unless meals are also served. To prove one's age, a driver's license or Missouri identification card may be used. Both can be obtained at any license bureau or Department of Revenue, Motor Vehicle office, with a letter from the Office of International Services to prove your visa status.

Driving after drinking is a very serious offense in the U.S. and the consequences are severe. Be sure always to designate a driver who has not consumed alcohol.

ILLEGAL DRUGS

Possession, use and distribution of stimulants, depressants, narcotics, hallucinogenic drugs and other illegal agents having potential for abuse, except on a physician's or dentist's prescription, is forbidden by University policy and local, state and federal law. Selling, bartering, exchanging or giving away such substances to any person is illegal and prohibited. Any student engaged in such activities will be subject to arrest by law enforcement agents and will be subject to severe disciplinary action, including but not limited to suspension or dismissal from the University.

PRIVACY/FERPA

The Family Educational Rights and Privacy Act of 1974 (FERPA), 20 U.S.C. § 1232g, as amended, is a federal law giving certain rights to parents or students regarding education records at schools of every level receiving funding from the U.S. Department of Education. At the postsecondary school level, the rights afforded by FERPA belong, in general, to the **student rather than the parent**. The University may not release information about a student without the student's written authorization.

These rights, as summarized in the Department of Education regulations, 34 C.F.R. § 99.7, are as follows:

1. The right to inspect and review the student's education records.
2. The right to request the amendment of the student's education records that the student believes to be inaccurate, misleading, or otherwise in violation of the student's privacy rights.
3. The right to consent to disclose personally identifiable information contained in the student's education records, except to the extent that FERPA and the regulations authorize disclosure without consent.
4. The right to file with the U.S. Department of Education a complaint concerning alleged failures by the institution to comply with the requirements of FERPA and the regulations.
5. Copies of Saint Louis University's student records policy are available from the Office of the Registrar.

In general, the student can control to whom their academic and personal information is released. For a comprehensive explanation of the Family Educational Rights and Privacy Act of 1974 (FERPA), please visit slu.edu/x6349.xml.

TRANSPORTATION

ON CAMPUS

The University offers several shuttle services during the academic year.

- + **Grand Shuttle:** runs between the Frost Campus and the Health Sciences Center Monday through Friday. The shuttle does not run on weekends or holidays.
- + **Billiken Loop Shuttle:** runs a scheduled route around the main campus of Saint Louis University. The boundaries are Compton, Laclede, Vandeventer and Lindell/Olive. It runs Monday through Friday. The shuttle does not run on weekends or holidays.
- + **Weekend Shuttle:** runs on Saturdays only. A scheduled route takes students to grocery stores, the Galleria shopping center and other shopping locations. Shuttles depart from Griesedieck Hall.

PUBLIC TRANSPORTATION

Public transportation, Metro Transit, is available to most destinations in the St. Louis metropolitan area. Visit metrostlouis.org for information, routes and schedules for the buses and MetroLink Train. The nearest MetroLink Train and MetroBus station is just south of the Saint Louis University Frost Campus on Grand Boulevard.

TAXI

Taxis in St. Louis cost about \$2.00 for the first 1/10th mile, then \$1.50 for each additional mile, for one person. Usually there is a charge for extra passengers. Although taxis may be available in some popular destinations, you can call the taxi companies and they will arrange for a vehicle to pick you up.

CAR

There are many responsibilities and costs to consider when purchasing a car. You will have to pay for:

- + License plates, registration and taxes based on the car's price
- + License plate renewals
- + Car insurance
- + State and emissions inspections
- + Personal property tax
- + Parking

CAR INSURANCE

Missouri law requires that you have liability insurance, which covers damages to another person if you are involved in a car accident. Car insurance can be costly, so be sure to inquire with several agencies to get the best rate. Collision Insurance pays for damage to cars in an accident. Comprehensive Insurance covers any loss of the car due to accidents, theft or vandalism. The insurance rate will be based on the type of car, your age and driving record, where you live, how far you drive daily and the type of coverage selected.

GETTING A DRIVER'S LICENSE

As an international student, you can obtain a driver's license in the state of Missouri. The nearest Department of Revenue, Motor Vehicle office, which issues licenses, is located at 4626 S. Kingshighway Blvd. You will have to pass a written test (you may request a non-English version in advance), vision test and driving test to obtain a license. You will need your passport and proof of local residence, such as a utility bill in your name, in addition to a letter from the Office of International Services that proves you are a visa-holding student at the University. You do not need to have a Social Security number.

PARKING

Parking is available on campus for all SLU students. In order to park in a SLU parking garage or lot, you must purchase a parking permit through the Department of Parking and Card Services. To purchase a parking permit, go to the Department of Parking and Card Services in DuBourg Hall, Room 33.

FLIGHT

Lambert International Airport is the primary airport in St. Louis. Many major airlines provide service to St. Louis. Due to recent changes in air travel, please contact your airline to inquire about baggage policies and check-in procedures.

AMTRAK

There are two Amtrak train stations in the St. Louis area. One is located downtown across from the Scottrade Center, and the other is West St. Louis County, in downtown Kirkwood.

BUS

The Greyhound bus terminal is located north of downtown St. Louis at 430 South 15th Street.

HELPFUL PHONE NUMBERS AND LINKS

Transportation

Laclede Cab	314-652-3456	lacledecab.com
Yellow Cab	314-361-2345	countycab.com
Motor Vehicle Office	314-481-8668	dor.mo.gov/motorv/
Lambert International Airport	314-426-8000	flystl.com
Amtrak Train	800-USA-RAIL	amtrak.com
Greyhound Bus	314-231-4485	greyhound.com
SLU Parking	314-977-3471	slu.edu/services/parking
SLU Shuttle	314-977-7128	slu.edu/services/transportation

TAKING CLASSES AT SLU

Below are some suggestions you should keep in mind as you begin your studies. You will learn more about the informal rules for academic success as you attend classes and have the opportunity to talk with experienced students and your instructors.

EXAMINE YOUR EXPECTATIONS

All students, domestic and international, experience a period of adjustment when entering college or graduate school. During this adjustment period, success can be difficult and it may take some time before you are able to demonstrate your true ability. Do not be discouraged if, despite your best efforts, your first term's work is not outstanding.

SELECT YOUR COURSES WISELY

Be cautious when planning courses for your first semester. Try to choose a combination of more demanding and less demanding courses. When arranging your course schedule, consult your academic advisor and experienced students familiar with the University's courses and instructors. You may be tempted to take more courses than recommended in an effort to earn your degree sooner. However, keep in mind that taking too many courses may result in feelings of discouragement, poor academic performance and lower chances of success.

TALK WITH YOUR INSTRUCTORS

In American classrooms, students are expected to ask questions and offer their own opinions during class. Instructors also expect students to consult with them in their offices when there are questions or problems. Each instructor has office hours, times when he or she is available to meet with students. If you are not doing well in a course and you fail to see the instructor about the problem, he or she is likely to assume that you are not interested in the class.

If at any time you feel unsure of what is expected of you in class or are troubled by some aspect of the work, consult the instructor.

QUIZZES, TESTS AND EXAMS

U.S. colleges and universities frequently test undergraduate students. Tests include quizzes, pop quizzes and exams. Quizzes are short tests on assigned material; they are used most frequently in language and mathematics courses. Pop quizzes are unannounced and given by the instructor to see if students are keeping up with their reading assignments or to verify that students understand the material being presented in the course. Exams may require specific, short replies or longer responses in the form of essays. Types of exam questions include true-or-false, sentence completion (fill-in-the-blank), multiple-choice and matching. They cover a broad range of material and typically require extensive studying. If the class is large, you may be asked to record your exam answers on a machine-readable answer form. In such cases, be sure you understand how you should mark your answers on the answer sheet.

Many exams include one or two questions requiring essays of several pages. Essay questions generally specify how you are to approach the material, and the questions may be long or short.

See your instructor or your academic advisor if you have trouble understanding the format or content of exams and quizzes.

HOMEWORK

The typical undergraduate course involves three hours of lectures each week, an additional lab or discussion section, reading assignments, quizzes, tests, a mid-term exam and a final exam, as well as one or more research papers or projects.

Unless specifically directed by the instructor, you should never share complete homework assignments or test answers with fellow students; doing so is considered cheating and is punishable by expulsion from the University.

If you find yourself falling behind or feeling pressured about your assignments, discuss your problem with the instructor or teaching assistant after class or during office hours. Do not hesitate to get help if you are having academic problems. It is important to keep up with assignments from the beginning of each semester; otherwise you are likely to experience increasing difficulty and fall behind.

READING

International students are sometimes dismayed by the amount of reading assigned for their courses, especially if English is not their native language. It is important, therefore, to be clear about the role of the reading assignments in a course. In some courses, the readings are crucial; you must read the texts closely and know the material for exams. In other courses, readings may be supplementary or optional. You will have to prioritize: carefully read the most important material first and then skim the less important assignments.

WRITING

Research papers may seem overwhelming for students unaccustomed to the U.S. academic environment. In your writing, you will be expected to know when and how to paraphrase or summarize another writer's ideas in your own words. If you are not a native English speaker, this task may seem difficult or even needless, and you may be tempted to quote your sources word for word. Because using someone else's work can lead to a charge of plagiarism (see below), it is essential that you acquire the skill of paraphrasing.

If you conduct extensive research and truly seek to understand the concepts about which you are writing, you will be able to express your ideas more clearly. Find an instructor or U.S. student, perhaps a volunteer tutor or conversation partner, who will read your papers, point out passages that are unclear and help you find phrasing that conveys your meaning.

PLAGIARISM AND COLLABORATION

Plagiarism is the use of another's words or ideas without acknowledgment of the source. Although in some cultures incorporating the words of revered scholars is an important part of academic writing, it is not acceptable in the United States. Plagiarism is considered a serious offense. **The consequences of proven or even suspected plagiarism can be as severe as expulsion from the University.** Borrowed words and ideas must always be clearly documented as references.

An important distinction exists between group work and individual work. In general, papers, homework assignments, quizzes and tests should be done individually. Evidence or even suspicion of collaboration can result in a failing grade for the work or expulsion from the class or institution. Studying with other students can be helpful, but before you collaborate with others on homework, papers or tests, make sure the instructor has specifically authorized such collaboration. You should never copy or use a classmate's work as your own.

It is a good idea to seek help from the English Language Center or the Student Success Center if you have questions or concerns regarding homework, exams, reading, writing or plagiarism.

HELPFUL PHONE NUMBERS AND LINKS

English Language Center	314-977-3052	slu.edu/x71231.xml
Student Success Center	314-977-3484	slu.edu/x28737.xml

ACADEMIC RESOURCES

ENGLISH LANGUAGE CENTER

The English Language Center provides writing services to non-native speakers of English in the SLU community. Although the English Language Center primarily accommodates students in the ESL Program, they work with any international student, undergraduate or graduate, who wishes to seek assistance. In one-on-one consultations and workshops, our ESL writing coaches provide feedback and offer strategies to improve your writing at every stage, from brainstorming for ideas to polishing final drafts. The English Language Center also offers workshops and individual assistance in other language-related areas, including TOEFL test-taking strategies, multimedia projects, grammar, research, and conversation skills.

STUDENT SUCCESS CENTER

Whatever your goals may be and whatever phase of college you are in, you can find the support you need at the Student Success Center. The Student Success Center provides resources individually as you work to achieve your goals at SLU. International students often take advantage of tutoring, writing and major exploration services provided at the Student Success Center.

ACADEMIC ADVISING

SLU provides students with both an academic advisor and a faculty mentor. Both are available to help students meet their academic goals and aid in their success at SLU and beyond. It is suggested that students meet with their academic advisor and faculty mentor at least once each semester.

ROLE OF ACADEMIC ADVISING

- + Aid students in academic transitions
- + Plan and approve course registration for students
- + Clarify the program/curriculum requirements, particularly as they relate to the Jesuit model of education
- + Inform students of available resources for academic and career success

ROLE OF FACULTY MENTORING IN YOUR ACADEMIC DEPARTMENT

- + Discuss students' personal educational goals
- + Recommend courses of study and experiences that would be advantageous for students

ADVISING OFFICES AT SLU

COLLEGE OF ARTS AND SCIENCES

For all students who are pursuing a major in the College of Arts and Sciences, and secondary advising for students in other colleges/schools who are pursuing a second major in the college. All arts and sciences “deciding” students also will be advised here.

JOHN COOK SCHOOL OF BUSINESS

For all business majors and business “deciding” students.

DOISY COLLEGE OF HEALTH SCIENCES, SCHOOL OF NURSING

For all health sciences majors, health sciences “deciding” students and nursing majors.

COLLEGE OF EDUCATION AND PUBLIC SERVICE

For all education and public service majors.

COLLEGE FOR PUBLIC HEALTH AND SOCIAL JUSTICE

For all public health and social work majors.

ENGLISH AS A SECOND LANGUAGE (ESL)

All students who have received conditional status or are only taking ESL training.

PARKS COLLEGE OF ENGINEERING, AVIATION AND TECHNOLOGY

For all Parks College majors and Parks “deciding” students.

PRE-PROFESSIONAL HEALTH ADVISING

For first-year pre-med scholars, students who are still deciding on a major, and transfer pre-professional health students.

HONORS ADVISING

Secondary advising for all honors students.

PRE-LAW SCHOLAR AND PRE-LAW ADVISING

Secondary advising for all pre-law students.

CREDIT AND GRADES

Saint Louis University, like most other American universities, uses a credit system. Each course’s specific number of credit hours represents the number of hours the students in the course spend in class each week.

Each course may have a different grading scale. Be sure to review the course syllabus. Academic performance in each course is evaluated by the instructor using number or letter grades.

At the end of the semester, you will receive a number of credits corresponding to the courses you have successfully completed. Your credit hours are multiplied by your grades to determine your grade point average (GPA). Your GPA provides a general indication of your overall academic performance. GPA is often used by admission offices and employers to evaluate your academic history.

The grading system used by most colleges and universities to evaluate students’ academic performance is based on a four-point scale, with .3 variations for plus and minus grades.

GRADING SCALE

4.0	A
3.0	B
2.0	C
1.0	D
0.0	F

To remain in good academic standing, undergraduates are expected to complete their studies with a C average (cumulative GPA of 2.0) or better. Graduate students are expected to complete their studies with no less than a B average (cumulative GPA of 3.0).

HELPFUL PHONE NUMBERS AND LINKS

English Language Center	314-977-3052	slu.edu/x71231.xml
Student Success Center	314-977-3484	slu.edu/x28737.xml

HELPFUL PHONE NUMBERS

EMERGENCIES	911
OFFICE OF INTERNATIONAL SERVICES	314-977-2318
Academic Services Center	314-977-7561
Barnes & Noble Bookstore	314-531-7925
Busch Student Center	314-977-2820
Campus Ministry	314-977-2425
Career Services	314-977-2828
Cross Cultural Center	314-977-2826
Dining Services	314-977-2827
Disability Services	314-977-2930
Financial Services	314-977-2350
Housing and Residence Life	314-977-2811
Information Technology Services (Helpdesk, Support Center)	314-977-4000
Parking and Card Services	314-977-2957
Public Safety (Escorts, SLU Ride)	314-977-3000
Simon Recreation Center	314-977-3181
Registrar (Transcripts, Information)	314-977-2269
Student Accounts	314-977-2395
Student Health and Counseling	314-977-2323

PRE-CLASS CHECKLIST

BEFORE CLASSES BEGIN YOU SHOULD:

CHECK IN TO YOUR HOUSING

If you are living on campus, the main office for Housing and Residence Life is in the Village Apartments, Brown Hall.

VISIT PARKING AND CARD SERVICES

Get your student ID card, parking pass (if you have a car) and a MetroLink pass at Parking and Card Services in DuBourg Hall, Room 33.

ATTEND ORIENTATION

The orientation schedule and location can be found at slu.edu/x47864.xml. Please bring your passport, I-94 card and I-20 or DS-2019 to the orientation.

SUBMIT YOUR HEALTH FORMS

If you have not already submitted your health forms, bring them to the Student Health and Counseling Center, located on the ground floor of Marchetti Towers East, 3518 Laclede Ave. If you will purchase SLU health insurance, complete an enrollment form and submit it to the Center. If you have other health insurance, submit a copy of your insurance card or policy, along with a waiver form to the Student Health and Counseling Center.

SET UP YOUR SLU EMAIL, MYSLU AND WIRELESS CONFIGURATION

Representatives from the Tech Service Center will be available at various times during orientation to help you with campus technology, or you can visit the Tech Service Center in Busch Student Center, Room 137. See slu.edu/x33118.xml for more information about their hours and events.

GET A MAILBOX KEY

When you check in to the Office of International Services after your airport pick-up, you can get your mailbox key. Your mailbox is located on the ground level of the Busch Student Center. If you arrive after airport pick-ups, you will need to obtain a mailbox key from the office located near the mailboxes.

IF YOU WILL HAVE A JOB ON CAMPUS, APPLY FOR A SOCIAL SECURITY CARD

Only international students who are employed are eligible for a Social Security number.

SET UP A BANK ACCOUNT

U.S. Bank is the only bank on campus. It is located on the ground floor of the Busch Student Center. Representatives from U.S. Bank will be at orientation. You also can select a bank that is located off campus if you prefer. Most banks require you to complete application forms and have your passport, visa and I-20 or DS-2019 with you when you open an account. You should also have a local address.

COMPLETE REGISTRATION

Meet with your academic or faculty advisor to register for classes. If you have already completed your registration, meet with your advisors to discuss any last-minute concerns about your classes.

MAKE FINANCIAL ARRANGEMENTS TO PAY YOUR STUDENT ACCOUNT

You may have had a bill from SLU before you arrived on campus. Others may have a bill after they arrive to campus and register for class. If you have questions about your bill or would like to set up a specific payment plan, please stop by Student Financial Services located at DuBourg Hall, Room 121. You can also find information at slu.edu/x21861.xml.



SAINT LOUIS
UNIVERSITY

OFFICE OF INTERNATIONAL SERVICES
3694 WEST PINE MALL, DES PERES HALL, ROOM 102
ST. LOUIS, MO 63108